

## **ПвЭогВнгд-35 3х50 ТУ У 31.3-00214534-017-2003**

Three-core power cables with copper conductors, flame-retardant, with XLPE, collective screen, with longitudinal sealing and PVC compound outer sheath and with low smoke and gas emission

---

Technical cable requirements correspond to IEC 60502-2

---

Cables are used for laying:

- *in premises, tunnels, ducts, mines, dry soil and outdoor under shelter*
- *in bunches*
- *at sites, where low smoke and gas emission are required (NPP, subway, large industrial facilities, high-rise buildings, etc.)*

---

It is possible to manufacture cables with an integrated fiber-optic module.

Order entry example:

ПвЭогВнгд-35 3х50/35 (ОМ) ТУ У 31.3-00214534-017-2003

In conjunction with the DTS system, the integrated fiber-optic module can act as a distributed cable line temperature sensor.

---

It is possible to manufacture cable with sealed conductors.

Order entry example:


ПвЭогВнгд-35 3х50/35 (г) ТУ У 31.3-00214534-017-2003

---

Fire safety code in accordance with ДСТУ 4809:2007: ПБ132121000

Products of this mark meet the requirements:

- *single wire cable flame retardance*
- *bunched cable flame retardance category B*
- *toxicity class Tk2 of the combustion products of nonmetallic elements (toxicity index from 40 up to 120 g/m<sup>3</sup>)*
- *class ДТк1 on smoke-forming ability by smouldering of non-metallic elements (coefficient of smoke formation from 50 to 500 m<sup>2</sup>/kg)*
- *class ДПк2 on smoke-forming ability by combustion (minimum luminous flux more than 60 %)*
- *corrosive class Кк1 of combustion products of non-metallic elements (the number of halogen hydrides less than 150 mg/g, pH less than 4.3, specific conductivity more than 10 μS/mm)*



## ПвЭогВнгд-35 3х50 ТУ У 31.3-00214534-017-2003

Three-core power cables with copper conductors, flame-retardant, with XLPE, collective screen, with longitudinal sealing and PVC compound outer sheath and with low smoke and gas emission

### TECHNICAL SPECIFICATIONS

|  |                 |                      |
|--|-----------------|----------------------|
| Rated voltage  | kV              | 35                   |
| Maximum voltage  | kV              | 42                   |
| Number and rated area of conductors  | mm <sup>2</sup> | 3 x 50               |
| Insulation thickness   | mm              | 8.6                  |
| Minimum screen cross-section   | mm <sup>2</sup> | 35                   |
| Permissible short circuit current across the screen of minimum cross-section | kA              | 7.1                  |
| Maximum permissible short-circuit current in core                            | kA              | 7.2                  |
| Permissible continuous current rating *                                      |                 |                      |
| • by aerial laying   | A               | 204                  |
| • by burial  | A               | 181                  |
| Partial discharge factor for rated voltage, not more than                    | pC              | 6                    |
| Maximum permissible conductor temperature                                    |                 |                      |
| • Continuous   | °C              | +90                  |
| • in emergency operation   | °C              | +130                 |
| • at short circuit   | °C              | +250                 |
| Operating temperature range (in climate version NF)                          | °C              | -50 ... +50          |
| Operating temperature range (in climate version T)                           | °C              | -25 ... +65          |
| Minimum bending radius by laying   | mm              | 1232                 |
| Rated outer diameter of the cable (for reference) **                         | mm              | 77                   |
| Cable weight (approximate)   | kg/km           | 6110                 |
| Rated factory cable length and gross weight of the delivery on the drums *** | m, t            | # 25УД-90: 443 • 4.3 |


#### Notes:

When ordering it is necessary to agree the factory length of the product with the manufacturer

\* Long permissible current loads are calculated for the following conditions: conductor temperature 90 °C, air temperature 30 °C, soil temperature 20 °C, load factor 1.0, thermal resistivity of soil 1.5 °K•m/W, laying depth in the ground 0.8 m, shields are grounded at both ends of the line

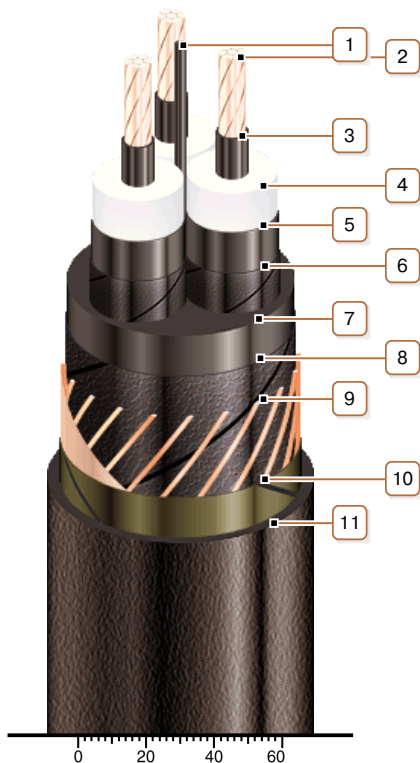
\*\* The external diameter may differ from the rated up to ± 10 %

\*\*\* Отклонение фактической массы брутто от указанного значения может составлять ± 7 %



## ПвЭогВнгд-35 3х50 ТУ У 31.3-00214534-017-2003

Three-core power cables with copper conductors, flame-retardant, with XLPE, collective screen, with longitudinal sealing and PVC compound outer sheath and with low smoke and gas emission



### CONSTRUCTION

1. Central polyethylene bundle
2. Copper multiwire compact conductor  
*Note: It is possible to manufacture cable with sealed conductors.*
3. Inner extruded semiconducting layer
4. XLPE insulation
5. Outer extruded semiconducting layer
6. Lapping layer of semiconductive swellable tape
7. Extruded filling of semiconducting polyethylene
8. Lapping layer of semiconductive swellable tape
9. Copper screen
10. Lapping layer of glass tape
11. Low fire-risk PVC compound outer sheath

*Note: Conductor twisting is not illustrated*