



АПвЭВнгд(б)-35 3х150 ТУ У 31.3-00214534-017-2003

Three core power cables with aluminium conductors, XLPE-insulated, without core filling , with outer sheath of PVC compound, flame retardant, with low smoke and gas emission

Technical cable requirements correspond to IEC 60502-2

Cables are used for laying:

- *in premises, tunnels, ducts, mines, dry soil and outdoor under shelter*
 - *in bunches*
 - *at sites, where low smoke and gas emission are required (NPP, subway, large industrial facilities, high-rise buildings, etc.)*
-

It is possible to manufacture cables with an integrated fiber-optic module.

Order entry example:

АПвЭВнгд(б)-35 3х150/25 (ОМ) ТУ У 31.3-00214534-017-2003

In conjunction with the DTS system, the integrated fiber-optic module can act as a distributed cable line temperature sensor.

It is possible to manufacture cable with sealed conductors.


Order entry example:

АПвЭВнгд(б)-35 3х150/25 (г) ТУ У 31.3-00214534-017-2003

Fire safety code in accordance with ДСТУ 4809:2007: ПБ1300000000

Products of this mark meet the requirements:

- *single wire cable flame retardance*
- *bunched cable flame retardance category B*



АПвЭВнгд(б)-35 3x150 ТУ У 31.3-00214534-017-2003

Three core power cables with aluminium conductors, XLPE-insulated, without core filling , with outer sheath of PVC compound, flame retardant, with low smoke and gas emission

TECHNICAL SPECIFICATIONS

Rated voltage	kV	35
Maximum voltage	kV	42
Number and rated area of conductors	mm ²	3 x 150
Insulation thickness	mm	8.6
Minimum screen cross-section	mm ²	25
Permissible short circuit current across the screen of minimum cross-section	kA	5.1
Maximum permissible short-circuit current in core	kA	14.2
Permissible continuous current rating *		
• by aerial laying	A	309
• by burial	A	260
Partial discharge factor for rated voltage, not more than	pC	6
Maximum permissible conductor temperature		
• Continuous	° C	+90
• in emergency operation	° C	+130
• at short circuit	° C	+250
Operating temperature range (in climate version NF)	° C	-50 ... +50
Operating temperature range (in climate version T)	° C	-25 ... +65
Minimum bending radius by laying	mm	1344
Rated outer diameter of the cable (for reference) **	mm	84
Cable weight (approximate)	kg/km	5250
Rated factory cable length and gross weight of the delivery on the drums ***	m, t	# 25УД-90: 420 • 3.8 # 26УД-100: 604 • 5.0 # 30УД-130: 825 • 7.2


Notes:

When ordering it is necessary to agree the factory length of the product with the manufacturer

* Long permissible current loads are calculated for the following conditions: conductor temperature 90 °C, air temperature 30 °C, soil temperature 20 °C, load factor 1.0, thermal resistivity of soil 1.5 °K•m/W, laying depth in the ground 0.8 m, shields are grounded at both ends of the line

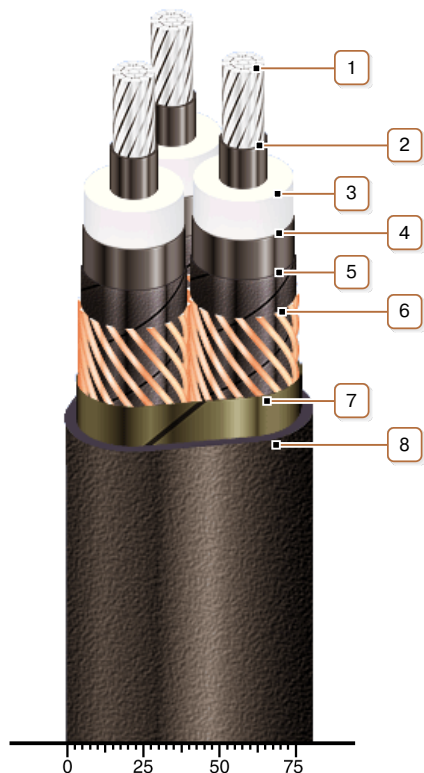
** The external diameter may differ from the rated up to ± 10 %

*** Отклонение фактической массы брутто от указанного значения может составлять ± 7 %



АПвЭВнгд(б)-35 3x150 ТУ У 31.3-00214534-017-2003

Three core power cables with aluminium conductors, XLPE-insulated, without core filling , with outer sheath of PVC compound, flame retardant, with low smoke and gas emission



CONSTRUCTION

1. Aluminium multiwire compacted conductor

Notes:

- It is possible to manufacture cable with a single-wire conductor
- It is possible to manufacture cable with sealed conductors.

2. Inner extruded semiconducting layer

3. XLPE insulation

4. Outer extruded semiconducting layer

5. Lapping layer of semiconductive swellable tape

6. Copper screen

7. Lapping layer of glass tape

8. Low fire-risk PVC compound outer sheath

Note: Conductor twisting is not illustrated