



## **АПВЭКВнг-20 3x240 ТУ У 31.3-00214534-017-2003**

Three-core power cables with aluminium conductors, flame-retardant, with XLPE, steel-wire armoured, with PVC compound outer sheath

---

Technical cable requirements correspond to IEC 60502-2

Cables are used for laying:

- *in places, where mechanical impacts on cable are possible, including tensile forces*
- *in premises, tunnels, ducts, mines, dry soil and outdoor under shelter*
- *in bunches*

---

It is possible to manufacture cables with an integrated fiber-optic module.

Order entry example:

АПВЭКВнг-20 3x240/25 (OM) ТУ У 31.3-00214534-017-2003

In conjunction with the DTS system, the integrated fiber-optic module can act as a distributed cable line temperature sensor.

---

It is possible to manufacture cable with sealed conductors.

Order entry example:


АПВЭКВнг-20 3x240/25 (r) ТУ У 31.3-00214534-017-2003

---

Fire safety code in accordance with ДСТУ 4809:2007: ПБ120000000

Products of this mark meet the requirements:

- *single wire cable flame retardance*
- *bunched cable flame retardance category A*



## АПвЭКВнг-20 3x240 ТУ У 31.3-00214534-017-2003

Three-core power cables with aluminium conductors, flame-retardant, with XLPE, steel-wire armoured, with PVC compound outer sheath

### TECHNICAL SPECIFICATIONS

|  |                 |  |
|--|-----------------|--|
| Rated voltage  | kV              | 20   |
| Maximum voltage  | kV              | 24   |
| Number and rated area of conductors  | mm <sup>2</sup> | 3 x 240  |
| Insulation thickness   | mm              | 5.5  |
| Minimum screen cross-section   | mm <sup>2</sup> | 25   |
| Permissible short circuit current across the screen of minimum cross-section | kA              | 5.1  |
| Maximum permissible short-circuit current in core                            | kA              | 22.7   |
| Permissible continuous current rating *                                      |                 |  |
| • by aerial laying   | A               | 415  |
| • by burial  | A               | 338  |
| Partial discharge factor for rated voltage, not more than                    | pC              | 6  |
| Maximum permissible conductor temperature                                    |                 |  |
| • Continuous   | °C              | +90  |
| • in emergency operation   | °C              | +130   |
| • at short circuit   | °C              | +250   |
| Operating temperature range (in climate version NF)                          | °C              | -50 ... +50  |
| Operating temperature range (in climate version T)                           | °C              | -25 ... +65  |
| Minimum bending radius by laying   | mm              | 1440   |
| Rated outer diameter of the cable (for reference) **                         | mm              | 90   |
| Cable weight (approximate)   | kg/km           | 12670  |
| Rated factory cable length and gross weight of the delivery on the drums *** | m, t            | # 25УД-90: 396 • 6.6<br># 26УД-100: 457 • 7.6<br># 30УД-130: **** 564 • 10.0 |

#### Notes:


When ordering it is necessary to agree the factory length of the product with the manufacturer

\* Long permissible current loads are calculated for the following conditions: conductor temperature 90 °C, air temperature 30 °C, soil temperature 20 °C, load factor 1.0, thermal resistivity of soil 1.5 °K·m/W, laying depth in the ground 0.8 m, shields are grounded at both ends of the line

\*\* The external diameter may differ from the rated up to ± 10 %

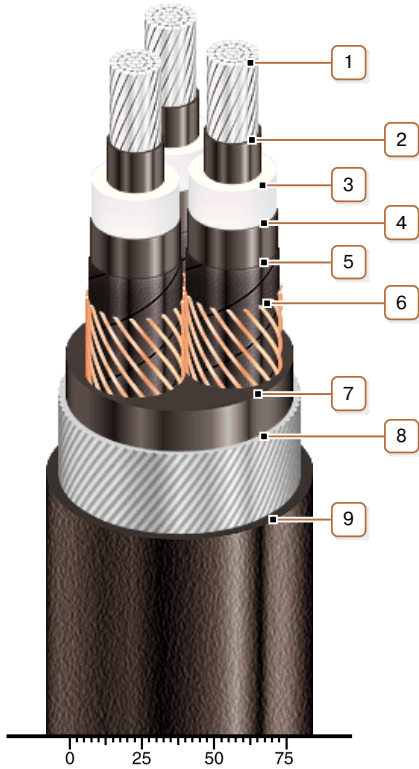
\*\*\* Отклонение фактической массы брутто от указанного значения может составлять ± 7 %

\*\*\*\* Option delivery on not full drum



## АПвЭКВнг-20 3х240 ТУ У 31.3-00214534-017-2003

Three-core power cables with aluminium conductors, flame-retardant, with XLPE, steel-wire armoured, with PVC compound outer sheath



### CONSTRUCTION

#### 1. Aluminium multiwire compacted conductor

Notes:

- It is possible to manufacture cable with a single-wire conductor
- It is possible to manufacture cable with sealed conductors.

#### 2. Inner extruded semiconducting layer

#### 3. XLPE insulation

#### 4. Outer extruded semiconducting layer

#### 5. Lapping layer of semiconductive swellable tape

#### 6. Copper screen

Note: It is possible to manufacture a cable with a fiber optic module built into the screen, including as a DTS system sensor

#### 7. Extruded filling of PVC compound

#### 8. Round galvanized steel-wire armour

#### 9. Low flammable PVC compound outer sheath

Note: Conductor twisting is not illustrated